

# 40-520 High Density Matrix Module

- High Density Reed Relay Matrix Module
- Low/Medium Density Options For Smaller Requirements
- 22 Different Matrix Configurations With Up To 256 Crosspoints
- Uses High Reliability Pickering Ruthenium Reed Relays For Maximum Performance
- Fast Operating Speed of 500µs
- Switch up to 150Volts, 1A with 15W Max Power
- VISA, IVI & Kernel Drivers Supplied for Windows
- Supported by PXI or LXI Chassis
- Built-In Diagnostics - **BIRST™**
- Supported by **eBIRST** Test Tool
- 3 Year Warranty

The 40-520 is a high density reed relay matrix with 22 different configurations. Typical applications include signal routing in ATE and data acquisition systems. The user signal connection is via a robust 50-pin D-Type connector that is fully supported by the wide range of Pickering Interfaces cable and connector accessories.



## Relay Type

The 40-520 module is fitted with high quality reed relays (Ruthenium sputtered type), these offer very long life with good low level switching performance and excellent contact resistance stability. A **Spare Reed Relay** is built onto the circuit board to facilitate easy maintenance with minimum downtime.

All reed relays are manufactured by our sister company Pickering Electronics: [www.pickeringrelay.com](http://www.pickeringrelay.com)


## Built-In-Relay-Self-Test **BIRST™**

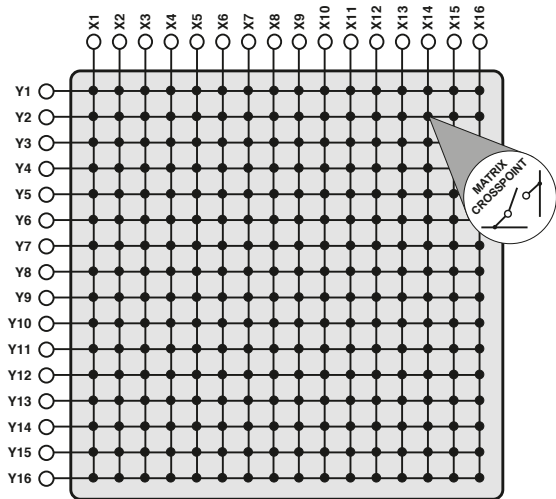
The BIRST facility provides a quick and simple way of finding relay failures within the module. No supporting test equipment is required to run a BIRST test, simply disconnect the UUT from the module's user connector, launch the supplied BIRST application software and the tool will run a diagnostic test that will find all relays with contacts welded closed or with high (open) contact resistance. It makes it simple for systems integrators to diagnose the cause of switching failures in a system.

If a relay failure is detected by BIRST the user can quickly identify the failed relay, locate the cause of the failure and replace the failed device. More information on the use of the BIRST tool is contained within the module's operating manual. For general information see [BIRST](#).

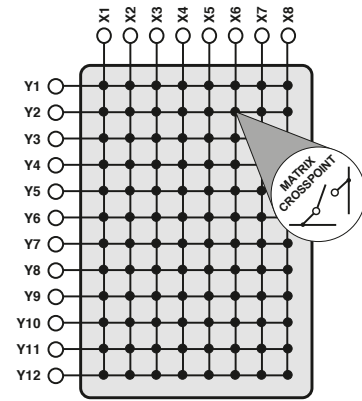
## Supported by **eBIRST**

As an alternative to BIRST this product is also supported by eBIRST which tests the switching system using an external tool. eBIRST provides a graphical output of its tests which includes an image showing the location of any defective relay. For more information on eBIRST see [93-000D.pdf](#)

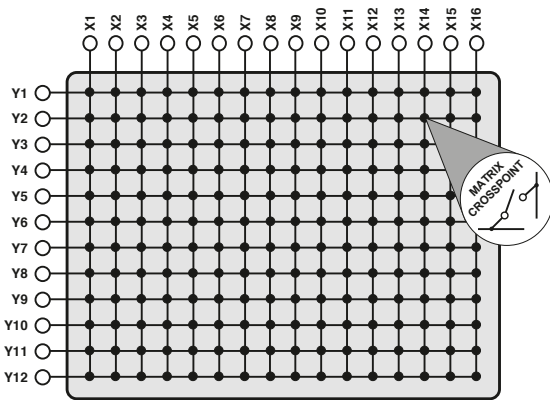




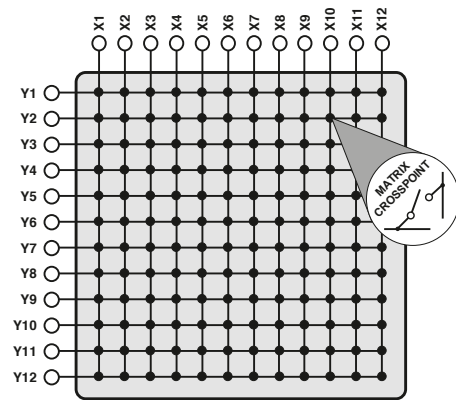
40-520-001 Single 16x16 1-Pole Matrix



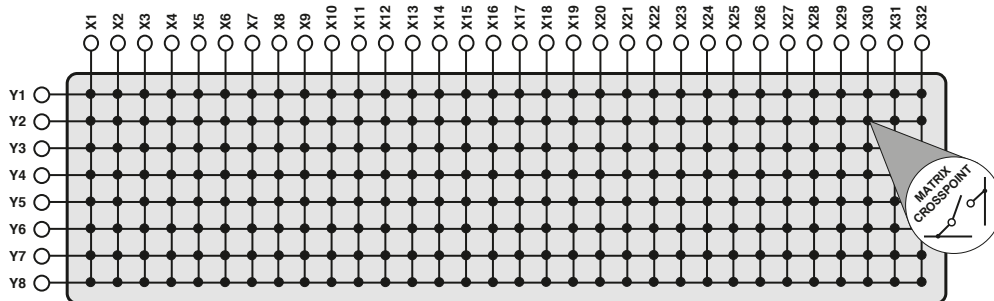
40-520-103 Single 8x12 1-Pole Matrix



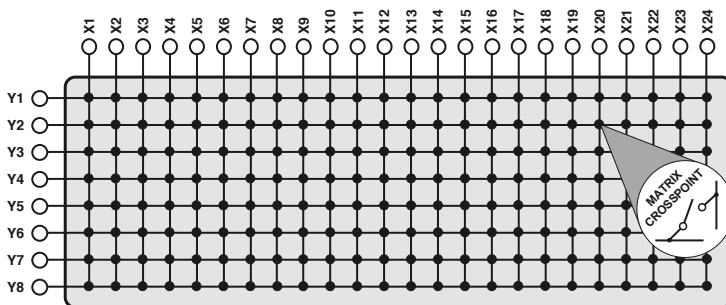
40-520-101 Single 16x12 1-Pole Matrix



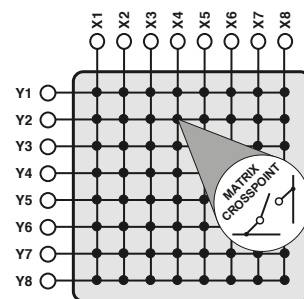
40-520-102 Single 12x12 1-Pole Matrix



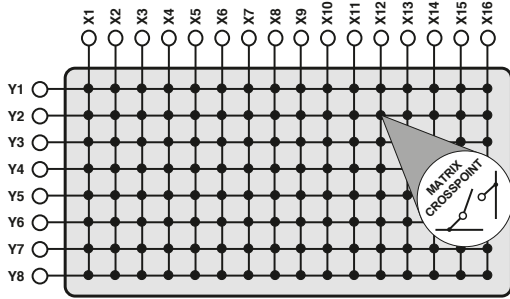
40-520-201 Single 32x8 1-Pole Matrix



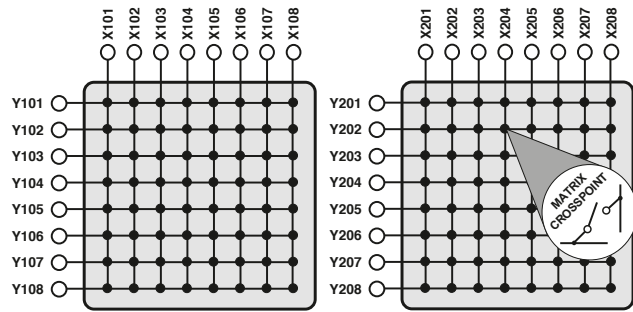
40-520-202 Single 24x8 1-Pole Matrix




40-520-204 Single 8x8 1-Pole Matrix



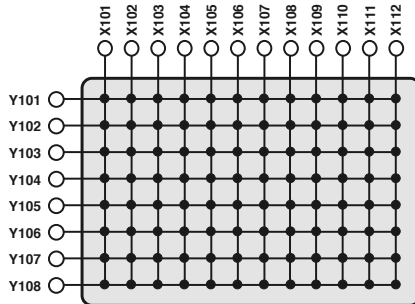

40-520-203 Single 16x8 1-Pole Matrix



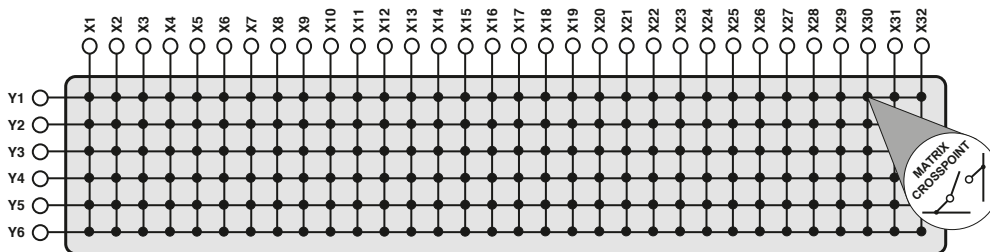
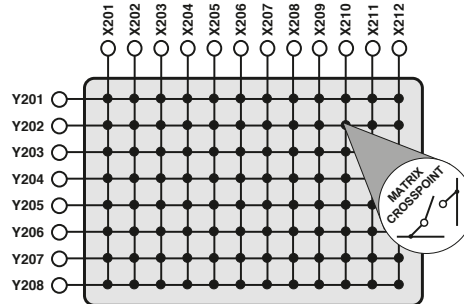
40-520-207 Dual 8x8 1-Pole Matrix



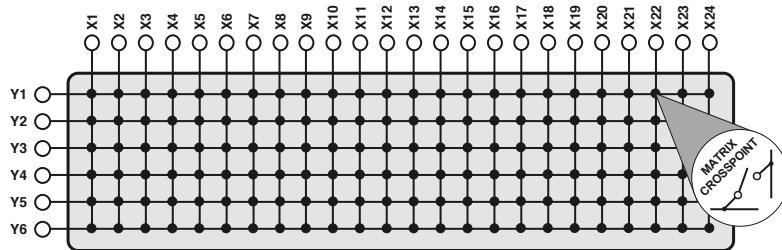
40-520-205 Dual 16x8 1-Pole Matrix



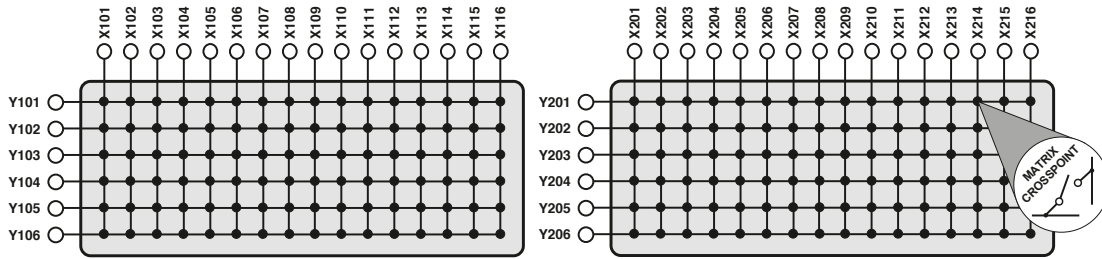
40-520-206 Dual 12x8 1-Pole Matrix



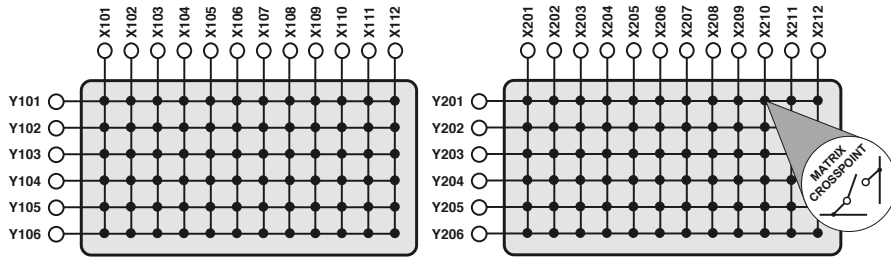
40-520-301 Single 32x6 1-Pole Matrix



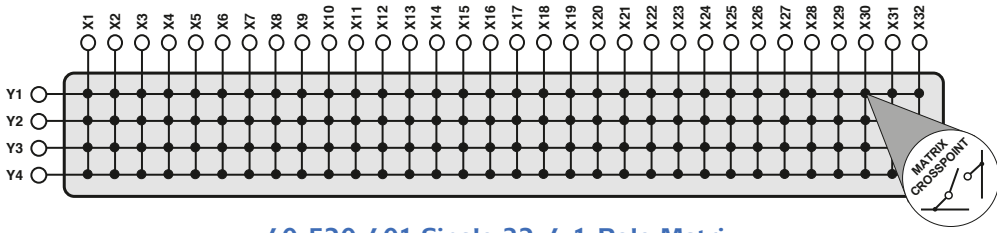
40-520-302 Single 24x6 1-Pole Matrix



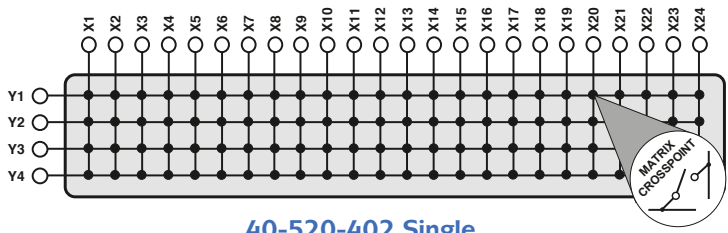
40-520-303 Dual 16x6 1-Pole Matrix



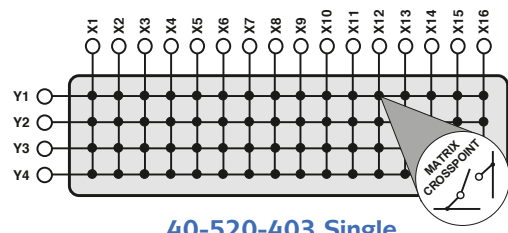
40-520-304 Dual 12x6 1-Pole Matrix



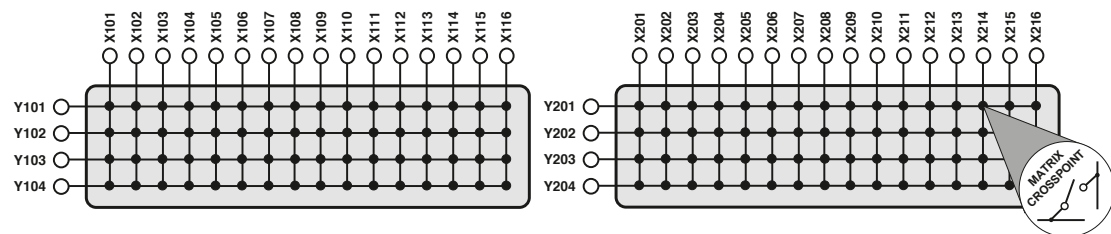
40-520-401 Single 32x4 1-Pole Matrix



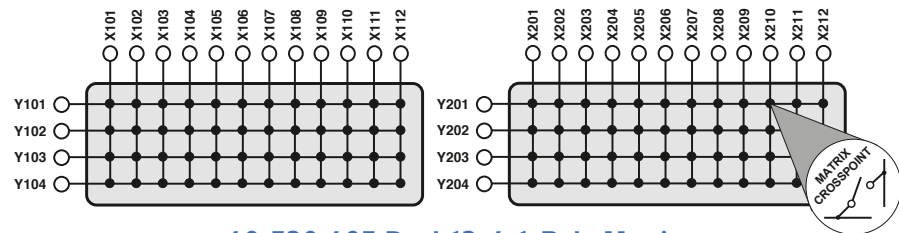
40-520-402 Single 24x4 1-Pole Matrix



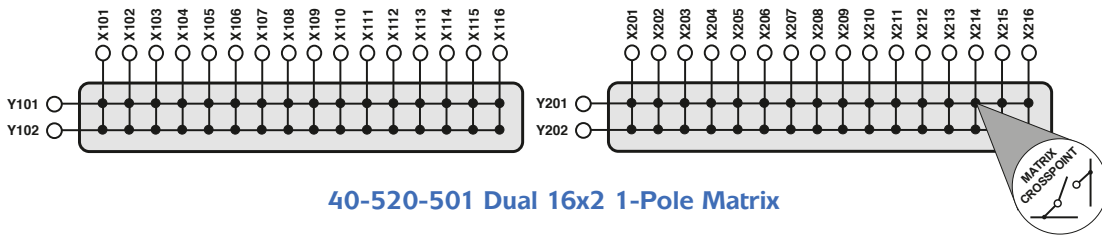
40-520-403 Single 16x4 1-Pole Matrix



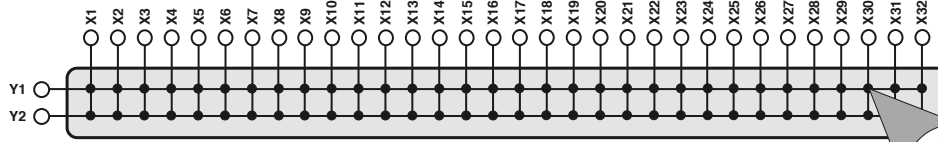
40-520-404 Dual 16x4 1-Pole Matrix



40-520-405 Dual 12x4 1-Pole Matrix



**40-520-501 Dual 16x2 1-Pole Matrix**



**40-520-502 Single 32x2 1-Pole Matrix**



**Switching Specification**

<b>Switch Type:</b>	<b>Ruthenium Reed</b>
Max Switch Voltage:	150VDC/100VAC
Max Power:	15W/15VA
Max Switch Current:	1A
Max Carry Current:	1.2A
Initial Path Resistance, On:	<550mΩ, 300mΩ typical
Initial Path Resistance, Off:	>10 <sup>9</sup> Ω
Thermal Offset:	<35μV
Typical Operate Time:	0.5ms
Expected Life:	1x10 <sup>9</sup> ops (low power load) >5x10 <sup>6</sup> ops (full power load)

**RF Specification**

Bandwidth (-3dB):	25MHz
Crosstalk (typical):	10kHz: -75dB
	100kHz: -65dB
	1MHz: -40dB
	10MHz: -25dB
Isolation (typical):	10kHz: 75dB
	100kHz: 65dB
	1MHz: 35dB
	10MHz: 20dB

**Pickering Electronics  
State-Of-The-Art Reed Relays**

This matrix module is constructed using Series 115 Reed Relays manufactured by our sister company Pickering Electronics.

For further information please visit [www.pickeringrelay.com](http://www.pickeringrelay.com)



**Power Requirements**

+3.3V	+5V	+12V	-12V
200mA	2.6A	40mA	0

**Mechanical Characteristics**

Single slot 3U PXI (CompactPCI card).

Module weight: 323g

3D models for all versions in a variety of popular file formats are available on request.

**Connectors**

PXI bus via 32-bit P1/J1 backplane connector.

Signals via front panel mounted 50-pin male D-type connector.

**Product Order Codes**

Single 16x16 Matrix Module, 1-Pole	40-520-001
Single 16x12 Matrix Module, 1-Pole	40-520-101
Single 12x12 Matrix Module, 1-Pole	40-520-102
Single 8x12 Matrix Module, 1-Pole	40-520-103
Single 32x8 Matrix Module, 1-Pole	40-520-201
Single 24x8 Matrix Module, 1-Pole	40-520-202
Single 16x8 Matrix Module, 1-Pole	40-520-203
Single 8x8 Matrix Module, 1-Pole	40-520-204
Dual 16x8 Matrix Module, 1-Pole	40-520-205
Dual 12x8 Matrix Module, 1-Pole	40-520-206
Dual 8x8 Matrix Module, 1-Pole	40-520-207
Single 32x6 Matrix Module, 1-Pole	40-520-301
Single 24x6 Matrix Module, 1-Pole	40-520-302
Dual 16x6 Matrix Module, 1-Pole	40-520-303
Dual 12x6 Matrix Module, 1-Pole	40-520-304
Single 32x4 Matrix Module, 1-Pole	40-520-401
Single 24x4 Matrix Module, 1-Pole	40-520-402
Single 16x4 Matrix Module, 1-Pole	40-520-403
Dual 16x4 Matrix Module, 1-Pole	40-520-404
Dual 12x4 Matrix Module, 1-Pole	40-520-405
Dual 16x2 Matrix Module, 1-Pole	40-520-501
Single 32x2 Matrix Module, 1-Pole	40-520-502

**Support Products**

**eBIRST Switching System Test Tool**

This product is supported by the eBIRST test tools which simplify the identification of failed relays, the required eBIRST tools are below. For more information see [eBIRST](http://www.ebirst.com).

Product	Test Tool	Adapter
All Types	93-005-001	Not Required

**Spare Relay Kits**

Kits of replacement relays are available for the majority of Pickering's PXI switching products, simplifying servicing and reducing down-time.

Product	Relay Kit
All Types	91-100-097

For further assistance, please contact your Pickering sales office.

**Mating Connectors & Cabling**

For connection accessories for the 40-520 module please refer to the [90-005D](http://www.pickeringtest.com) 50-pin D-type Connector Accessories data sheets where a complete list and documentation can be found for accessories, or refer to the Connection Solutions catalog.



## Programming

Pickering provide kernel, IVI and VISA (NI and Agilent) drivers which are compatible with all Microsoft supported versions of Windows and popular older versions. The VISA driver is also compatible with Real-Time Operating Systems such as LabVIEW RT. For other RTOS support contact Pickering. These drivers may be used with a variety of programming environments and applications including:

- **National Instruments** products (LabVIEW, LabWindows/CVI, Switch Executive, MAX, TestStand, etc.)
- **Microsoft Visual Studio** products (Visual Basic, Visual C+)
- **Agilent VEE**
- **Mathworks Matlab**
- **Marvin ATE Easy**
- **MTQ Testsolutions Tecap**
- **Tecap Switching**

Drivers for popular Linux distributions are available, other environments are also supported, please contact Pickering with specific enquiries.

## Operating/Storage Conditions

### Operating Conditions

Operating Temperature: 0°C to +55°C  
Humidity: Up to 90% non-condensing  
Altitude: 5000m

### Storage and Transport Conditions

Storage Temperature: -20°C to +75°C  
Humidity: Up to 90% non-condensing  
Altitude: 15000m

## PXI & CompactPCI Compliance

The module is compliant with the PXI Specification 2.2. Local Bus, Trigger Bus and Star Trigger are not implemented. Uses 33MHz 32-bit backplane interface.

## Safety & CE Compliance

All modules are fully CE compliant and meet applicable EU directives: Low-voltage safety EN61010-1:2001, EMC Immunity EN61000-6-1:2001, Emissions EN55011:1998.

## PXI & LXI Chassis Compatibility

Compatible with all chassis conforming to the 3U PXI and 3U cPCI specification. Compatible with Legacy and Hybrid peripheral slots in a 3U PXI Express chassis.

Compatible with Pickering Interfaces LXI Modular Chassis. For information on driving your switching solution in an LXI environment refer to the LXI Product Catalog.



## Latest Details


Please refer to our Web Site for Latest Product Details.  
[www.pickeringtest.com](http://www.pickeringtest.com)




Please refer to the 200 page Pickering Interfaces **"Connection Solutions"** catalog for the full list of connector/cabling options, including drawings, photos and specifications. Available in either print or as a download. Alternatively our web site has dynamically linked connector/cabling options, including pricing, for all Pickering PXI modules.




**"The Big PXI Catalog"** gives full details of Pickering's entire range of PXI switch modules, instrument modules and support products. At over 500 pages, the Big PXI Catalog is available on request or can be downloaded from the Pickering website.



Ever wondered what PXI is all about? Pickering Interfaces' **"PXImate"** explains the basics of PXI and provides useful data for engineers working on switch based test systems. The PXImate is available free on request from the Pickering website.



The **"Cables & Connectors Map"** - outlines the cable and connector options available for all PXI Modules.



The **"PXI Module Map"** - a simple fold-out selection guide to all Pickering's 1000+ PXI Modules.

因为专业  
型号超多

开关 | 仪器 | 可编程电阻 | 定制设计 | 线缆与连接器

需要详细资料？请现在通过[sales@hkaco.com](mailto:sales@hkaco.com)联系我们

**HongKe**

虹科

广州虹科电子科技有限公司

测试测量产品 | 系统集成 | 培训

华南理工大学国家大学科技园2-504

北京：010-5781 5040

上海：021-6728 2707

西安：029-8187 3816

广州：400-999-3848



[hkaco.com/ps500](http://hkaco.com/ps500)



扫一扫加微信