

PRELIMINARY DATA

- **New Generation of 1A PXI Matrices with 2x the Density of Competing Products**
- **Integrated PXI Matrix Module with Built-In High Performance Screened Analog Bus**
- **Robust 1A/20W Switching, with up to 4,096 Crosspoints per Module**
- **Automatic Isolation Relay Switching Maximizes Bandwidth and Reliability**
- **Uses High Reliability Pickering Ruthenium Reed Relays for Maximum Performance**
- **Choice of Analog Bus Widths: 4, 6, 8 12 and 16 Pole with Dual Analog Bus Options**
- **Available as 2, 4 and 8-Slot 3U PXI Modules**
- **VISA, IVI & Kernel Drivers Supplied for Windows**
- **Supported by *BIRST*™ and *eBIRST*™ Test Tools**
- **3 Year Warranty**



BRIC PXI Reed Relay Matrices

The 40-559 PXI BRIC is an ultra high density matrix module available in two, four or eight slot sizes suitable for high performance matrix requirements.

With its high level of switching density, the 40-559 allows a complete Functional ATE system to be housed in a single 3U PXI chassis, and the integrated BRIC design saves on valuable chassis slots compared to standard PXI matrix modules. The 40-559 range is as follows:

- **BRIC2** is a 2-slot PXI module with one or two matrix daughter cards - a maximum of 1024 crosspoints.
- **BRIC4** is a 4-slot PXI module with up to four matrix daughter cards - a maximum of 2048 crosspoints.
- **BRIC8** is an 8-slot PXI module with up to eight matrix daughter cards - a maximum of 4096 crosspoints.

High Reliability and Ease of Use

The module is fitted with high quality reed relays (Ruthenium sputtered type), these offer very long life with good low level switching performance and excellent contact resistance stability.

Spare relays are included with the module to facilitate easy maintenance with minimum downtime. All reed relays are manufactured by our sister company Pickering Electronics:

pickeringrelay.com

The BRIC's internal high performance screened analog backplane minimizes the complexity and cost of cable assemblies. Pickering can construct custom cables for all our PXI modules, please contact sales office for further assistance.

Built-In Relay Self-Test - *BIRST*

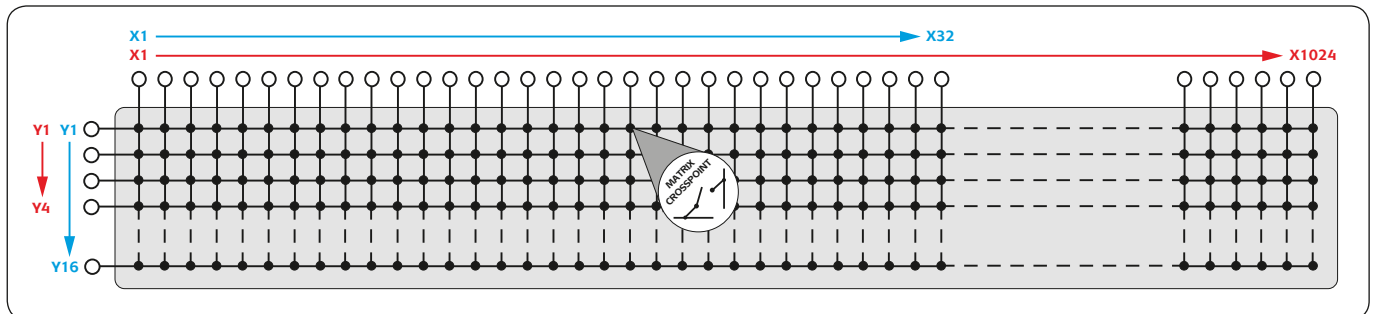
The *BIRST* facility provides a quick and simple way of finding relay failures within the module. No test equipment is required, simply disconnect the UUT from the BRIC's connectors, launch the *BIRST* application and the tool will run a diagnostic test that will find all relays with faulty contacts.

For more information go to: pickeringtest.com/birst

Supported by *eBIRST*

In addition to *BIRST*, these modules are also supported by our *eBIRST* test tools. These tools simplify switching system fault-finding by quickly testing the system and graphically identifying the faulty relay.

For more information go to: pickeringtest.com/ebirst



The 40-559 BRIC Module is available with matrix sizes between 32x16 and 1024x4.

Pickering Reed Relay BRIC Advantages

- Only uses the highest quality instrument grade reed relays – be wary of inferior copies.
- Simplified cabling and interconnection for large matrix solutions.
- Extensive accessory support.
- Built in self-test to find defective and degrading relays with full path resistance characterisation.
- Simplified operation through automated isolation relay operation and single matrix presentation.
- Highest density reed relay solution in PXI.
- Designed for simple relay replacement and ease of field service.
- Extensive range of configurations and solutions.
- Fast operation through VISA driver with multiple relay operation in one command or have the convenience and simplicity of IVI drivers.

Pickering *SoftCenter*[®] Instrumentation Grade Reed Relays

Reed relay switching solutions can only be as good as the relays they use, and Pickering Interfaces uses only the highest quality instrumentation grade reed relays manufactured by Pickering Electronics.

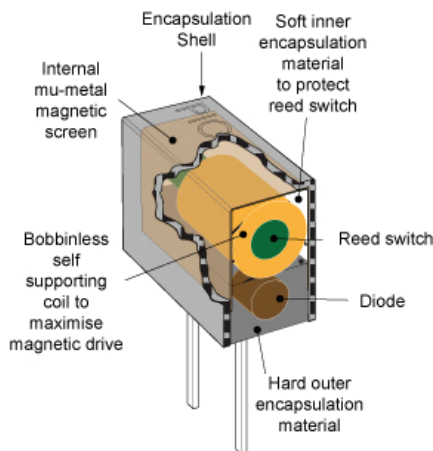
These are the reed relays of choice for ATE manufacturers, providing the most reliable and consistent switching available in the industry.

Pickering has over 50 years of experience designing relays to the highest quality levels demanded by the ATE industry. We know what makes a good relay and how to construct a reliable relay.

All our reed relays use the *SoftCenter* construction, a construction that allows for the constant expansion and contraction of the reed relay coils and the glass body without fear of damage to wires or glass seals. The high performance of reed relays is due to their hermetic structure,

and only the *SoftCenter* structure provides the means to reliably avoid seal or wire damage that ensures a long relay contact life.

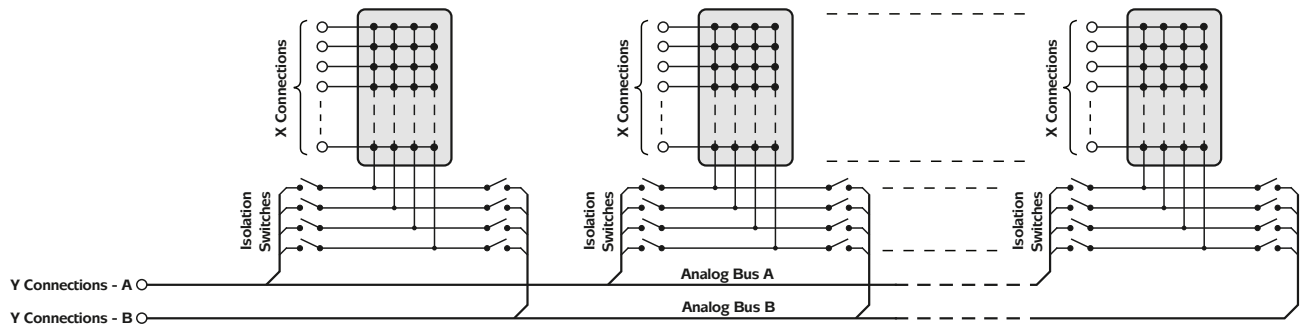
So choose the right matrix solution, and use the best quality reed relays by choosing the Pickering Interfaces' reed relay BRICs.



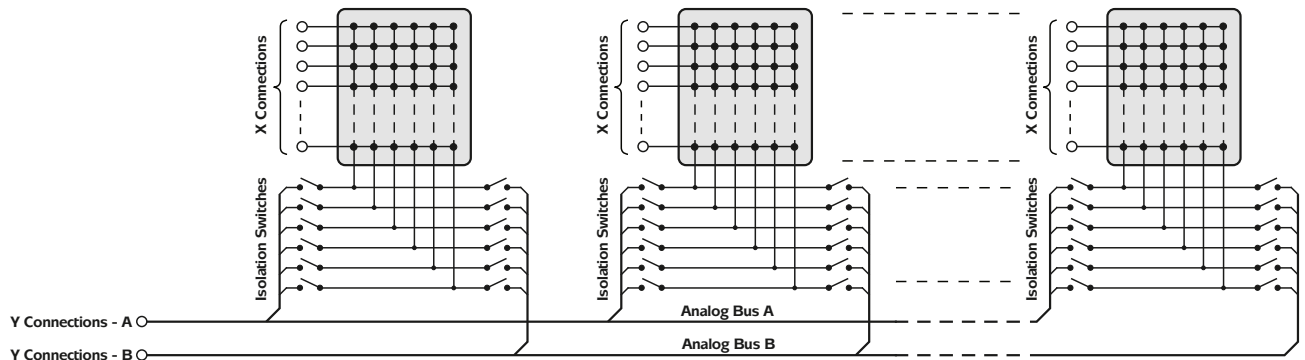
Pickering's Range of BRIC Matrix Modules

40-559 - 1-Pole Matrix - 1A Reed Relay	
BRIC2	Up to 256x4, 168x6, 128x8, 84x12 or 64x16
BRIC4	Up to 512x4, 336x6, 256x8, 168x12 or 128x16
BRIC8	Up to 1024x4, 672x6, 512x8, 336x12 or 256x16
40-560A - 1-Pole Matrix - 0.5A Reed Relay	
BRIC2	Up to 276x4, 138x8 or 69x16
BRIC4	Up to 552x4, 276x8 or 138x16
BRIC8	Up to 1104x4, 552x8 or 276x16
40-561A - 1-Pole or 2-Pole Matrix - 0.5A Reed Relay	
BRIC2	Up to 90x8 or 45x16
BRIC4	Up to 180x8 or 90x16
BRIC8	Up to 360x8 or 180x16
40-562A - 1-Pole or 2-Pole Matrix - 1A Reed Relay	
BRIC2	Up to 132x4, 66x8, 33x16 or 15x32
BRIC4	Up to 264x4, 132x8, 66x16 or 30x32
BRIC8	Up to 528x4, 264x8, 132x16 or 60x32
40-563A - 1-Pole Matrix - 0.25A Solid State	
BRIC2	Up to 96x8
BRIC4	Up to 192x8
BRIC8	Up to 384x8
40-565B - 2-Pole Matrix - 2A Electro-mechanical Relay	
BRIC2	Up to 58x8
BRIC4	Up to 116x8
BRIC8	Up to 232x8
40-566A - 2-Pole Matrix - 2A Electro-mechanical Relay	
BRIC4	Up to 165x4
BRIC8	Up to 385x4
40-567 - 1-Pole Matrix - 2A Electro-mechanical Relay	
BRIC2	Up to 88x8
BRIC4	Up to 176x8
BRIC8	Up to 352x8
40-568 - 1-Pole Matrix - 2A Electro-mechanical Relay	
BRIC2	Up to 150x4
BRIC4	Up to 300x4
BRIC8	Up to 600x4
40-596 - 1-Pole Matrix - 2A Electro-mechanical Relay	
BRIC2	Up to 161x6
BRIC4	Up to 232x6
BRIC8	Up to 464x6
40-597 - 1-Pole Matrix - 2A Electro-mechanical Relay	
BRIC2	Up to 64x12
BRIC4	Up to 128x12
BRIC8	Up to 356x12
40-598 - 1-Pole Matrix - 2A Electro-mechanical Relay	
BRIC2	Up to 48x16
BRIC4	Up to 96x16
BRIC8	Up to 192x16

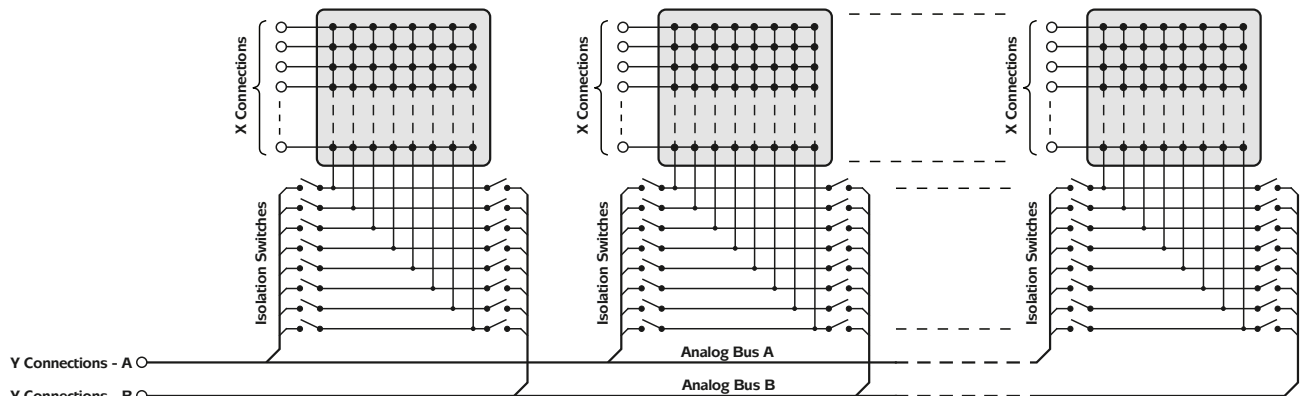
PRELIMINARY DATA



x4 Configurations

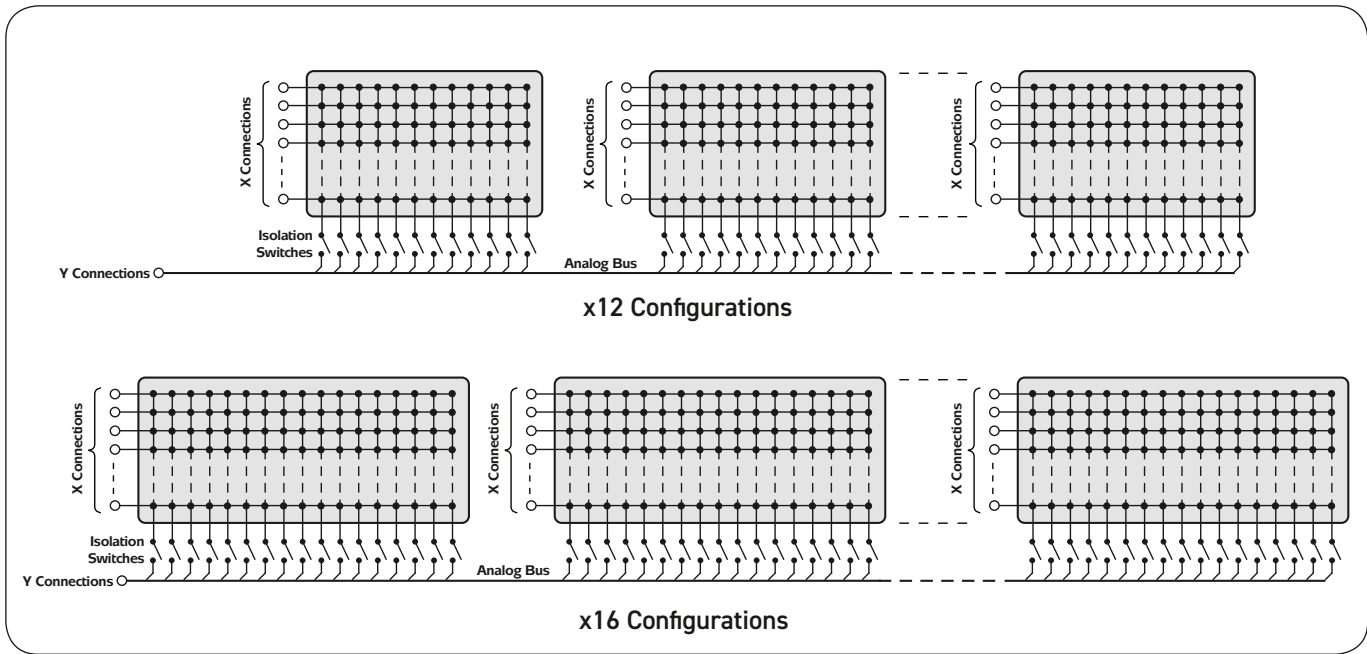


x6 Configurations



x8 Configurations


Architecture diagrams for x4, x6 and x8 configurations of the 40-559 range showing how the matrix daughter cards are interconnected with dual analog buses.



Architecture diagrams for x12 and x16 configurations of the 40-559 range showing how the matrix daughter cards are interconnected with a single analog bus.

Analog Bus

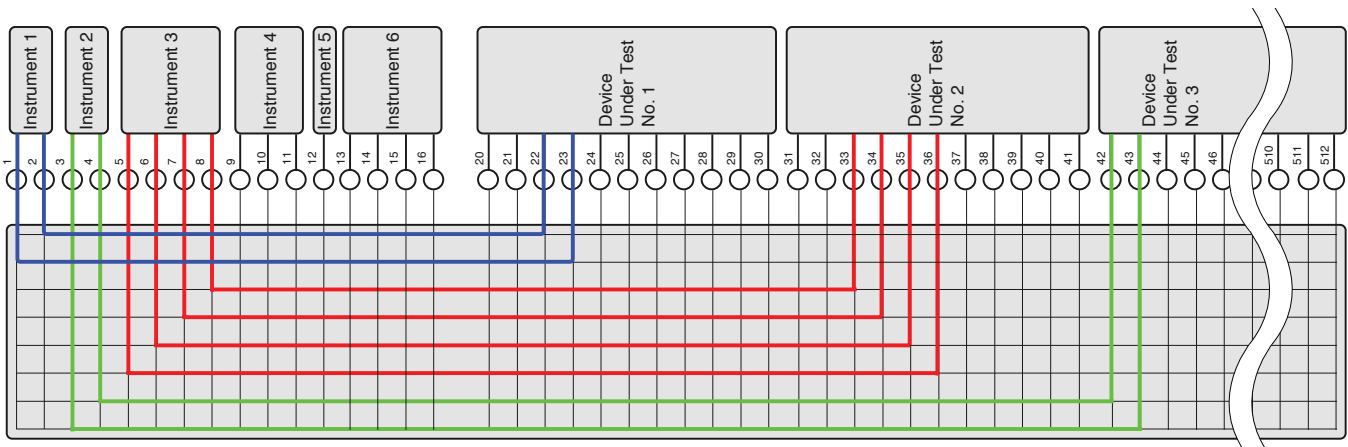
The Y-buses of the 40-559 daughter cards are linked via the analog bus on the BRIC backplane. x16 and x12 versions have a single analog bus, x8, x6 and x4 versions have the added versatility of a dual analog bus. This allows the matrix to be configured as two totally separate matrices within the same BRIC module.



Each 40-559 BRIC Matrix daughter card is populated with high performance reed relays and can have up to 512 crosspoints.

Isolation Switching

Each of the 40-559 daughter cards is fitted with isolation switches between the matrix Y-bus and the analog bus on the BRIC backplane.



Schematic diagram showing the efficient use of a 512x8 BRIC Matrix for parallel testing multiple DUTs. The BRIC Matrix allows tremendous test system flexibility.

PRELIMINARY DATA

Pickering Electronics State-Of-The-Art Reed Relays

This matrix module is constructed using Series 120 Reed Relays manufactured by our sister company Pickering Electronics.

For further information please visit:

pickeringrelay.com



Switching Specifications

Switch Type:	Ruthenium Reed
Max Switch Voltage:	70VDC/50VAC
Max Power:	20W
Max Switch Current:	1.0A
Max Carry Current:	1.2A
Relay Resistance:	100mΩ typical
Path Resistance X to X - on:	1Ω typical (within same daughter card) 2Ω typical (across different daughter cards)
Path Resistance - off:	10 ⁹ Ω
Typical Operate Time:	1ms
Expected Life (Operations)	
Low Power Load:	>10 ⁹
Full Power Load:	>5x10 ⁶
Bandwidth (-3dB)	TBD
Crosstalk (typical)	TBD at 10kHz TBD at 100kHz TBD at 1MHz TBD at 10MHz
Isolation (typical)	TBD at 10kHz TBD at 100kHz TBD at 1MHz TBD at 10MHz

Power Requirements

+3.3V	+5V	+12V	-12V
0	TBD	0	0

Maximum Crosspoint Count

The 40-559 series has a suggested maximum number of simultaneously operated crosspoints of 50 per BRIC2, 50 per BRIC4 or 100 per BRIC8 (please contact factory for applications requiring higher closure counts).

Width and Dimensions

Two, four or eight slot 3U PXI module (CompactPCI).

3D models for these modules in a variety of popular file formats are available on request.

Module Weight

	Empty BRIC	Fully Loaded BRIC
BRIC2	0.6Kg	TBD
BRIC4	0.9Kg	TBD
BRIC8	1.6Kg	TBD
BRIC daughter card	TBD	

Connectors

PXI bus via 32-bit P1/J1 backplane connector.

Signals are carried via multiple front panel connectors (one or two per 2-slot module, up to four per 4-slot module or up to eight per 8-slot module), the types are as follows:

- x4 Configurations: 160-pin male DIN 41612
- x6 Configurations: 104-pin male D-type
- x8 Configurations: 78-pin male D-type
- x12 Configurations: 78-pin male D-type
- x16 Configurations: 50-pin male D-type

Operating/Storage Conditions

Operating Conditions

Operating Temperature:	0°C to +55°C
Humidity:	Up to 90% non-condensing
Altitude:	5000m

Storage and Transport Conditions

Storage Temperature:	-20°C to +75°C
Humidity:	Up to 90% non-condensing
Altitude:	15000m

PXI & CompactPCI Compliance

The module is compliant with the PXI Specification 2.2. Local Bus, Trigger Bus and Star Trigger are not implemented.

Uses a 33MHz 32-bit backplane interface.

Safety & CE Compliance

All modules are fully CE compliant and meet applicable EU directives: Low-voltage safety EN61010-1:2001, EMC Immunity EN61000-6-1:2001, Emissions EN55011:1998.

Product Order Codes

BRIC2 - 2-Slot 1-Pole Matrix	40-559-201-(config)
BRIC4 - 4-Slot 1-Pole Matrix	40-559-401-(config)
BRIC8 - 8-Slot 1-Pole Matrix	40-559-801-(config)

When ordering 40-559 modules the matrix configuration **must** be specified, this includes the prefix code together with the configuration code, see the tables for specific details.

For the expansion of an existing BRIC matrix or replacement of faulty BRIC daughter cards please contact your local sales office.

Product Customization

Pickering PXI modules are designed and manufactured on our own flexible manufacturing lines, giving complete product control and enabling simple customization to meet very specific requirements.

Customization can include:

- Alternative reed relay types
- Mixture of reed relay types
- Alternative number of relays
- Different performance specifications

All customized products are given a unique part number, fully documented and may be ordered at any time in the future. Please contact your local sales office to discuss.

Support Products

eBIRST Switching System Test Tool

This product is supported by the eBIRST test tools which simplify the identification of failed relays, the required eBIRST tools are listed below. This product requires master slave testing and two sets of tools are required together with the master slave cable: **93-970-301**. For more information go to: pickeringtest.com/ebirst

Product	Test Tool	Adaptor
x4 Configurations	93-002-001	93-002-226
x6 Configurations	TBD	TBD
x8 Configurations	93-006-001	Not Required
x12 Configurations	93-006-001	Not Required
x16 Configurations	93-005-001	Not Required

Spare Relay Kits

Kits of replacement relays are available for the majority of Pickering's PXI switching products, simplifying servicing and reducing down-time.

Product	Relay Kit
All Configurations	TBD

For further assistance, please contact your local Pickering sales office.

Mating Connectors & Cabling

For connection accessories for the 40-559 module please refer to the [90-001D](#) 160-pin DIN 41612, [90-006D](#) 78-pin D-type and [90-005D](#) 50-pin D-type Connector Accessories data sheets where a complete list and documentation can be found for accessories, or refer to the Connection Solutions catalog.

x4 Configuration Options (Dual Analog Bus)			
	BRIC2 40-559-201	BRIC4 40-559-401	BRIC8 40-559-801
128x4 Matrix	-128x4	-128x4	-128x4
256x4 Matrix	-256x4	-256x4	-256x4
384x4 Matrix		-384x4	-384x4
512x4 Matrix		-512x4	-512x4
640x4 Matrix			-640x4
768x4 Matrix			-768x4
896x4 Matrix			-896x4
1024x4 Matrix			-1024x4

x6 Configuration Options (Dual Analog Bus)			
	BRIC2 40-559-201	BRIC4 40-559-401	BRIC8 40-559-801
84x6 Matrix	-84x6	-84x6	-84x6
168x6 Matrix	-168x6	-168x6	-168x6
252x6 Matrix		-252x6	-252x6
336x6 Matrix		-336x6	-336x6
420x6 Matrix			-420x6
504x6 Matrix			-504x6
588x6 Matrix			-588x6
672x6 Matrix			-672x6

x8 Configuration Options (Dual Analog Bus)			
	BRIC2 40-559-201	BRIC4 40-559-401	BRIC8 40-559-801
64x8 Matrix	-64x8	-64x8	-64x8
128x8 Matrix	-128x8	-128x8	-128x8
192x8 Matrix		-192x8	-192x8
256x8 Matrix		-256x8	-256x8
320x8 Matrix			-320x8
384x8 Matrix			-384x8
448x8 Matrix			-448x8
512x8 Matrix			-512x8

x12 Configuration Options (Single Analog Bus)			
	BRIC2 40-559-201	BRIC4 40-559-401	BRIC8 40-559-801
42x12 Matrix	-42x12	-42x12	-42x12
84x12 Matrix	-84x12	-84x12	-84x12
126x12 Matrix		-126x12	-126x12
168x12 Matrix		-168x12	-168x12
210x12 Matrix			-210x12
252x12 Matrix			-252x12
294x12 Matrix			-294x12
336x12 Matrix			-336x12

x16 Configuration Options (Single Analog Bus)			
	BRIC2 40-559-201	BRIC4 40-559-401	BRIC8 40-559-801
32x16 Matrix	-32x16	-32x16	-32x16
64x16 Matrix	-64x16	-64x16	-64x16
96x16 Matrix		-96x16	-96x16
128x16 Matrix		-128x16	-128x16
160x16 Matrix			-160x16
192x16 Matrix			-192x16
224x16 Matrix			-224x16
256x16 Matrix			-256x16

Supporting Products & Software

PRELIMINARY DATA

Chassis Compatibility

This PXI module must be used in a suitable chassis. It is compatible with the following chassis types:

- All chassis conforming to the 3U PXI and 3U Compact PCI (cPCI) specification
- Legacy and Hybrid Peripheral slots in a 3U PXI Express (PXIe) chassis
- Pickering Interfaces LXI or LXI/USB Modular Chassis

Chassis Selection Guide

Standard PXI or hybrid PXIe Chassis from any Vendor:

- Mix our 1000+ PXI switching & simulation modules with any vendor's PXI instrumentation
- Embedded or remote Windows PC control
- Real-time Operating System Support
- High data bandwidths, especially with PXI Express
- Integrated module timing and synchronization

Pickering LXI or LXI/USB Modular Chassis—only accept our 1000+ PXI Switching & Simulation Modules:

- Ethernet or USB control enables remote operation
- Low-cost control from practically any controller
- LXI provides manual control via Web browsers
- Driverless software support
- Power sequencing immunity
- Ethernet provides chassis/controller voltage isolation
- Independence from Windows operating system




PXI



LXI

Connectivity Solutions

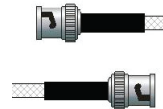
We provide a full range of supporting cable and connector solutions for all our switching products—20 connector families with 1200+ products. We offer everything from simple mating connectors to complex cables assemblies and terminal blocks. All assemblies are manufactured by Pickering and are guaranteed to mechanically and electrically mate to our modules.




Connectors & Backshells



Multiway Cable Assemblies



RF Cable Assemblies



Connector Blocks

We also offer customized cabling and have a free online Cable Design Tool that can be used to create custom cable solutions for many applications.

Visit: pickeringtest.com/cdt to start your design.



Mass Interconnect

We recommend the use of a mass interconnect solution when an Interchangeable Test Adapter (ITA) is required for a PXI or LXI based test system. Our modules are fully supported by both Virginia Panel and MacPanel.

Pickering Reed Relays

We are the only switch provider with in-house reed relay manufacturing capability via our sister company, Pickering Electronics. These instrument grade reed relays feature **SoftCenter®** technology, ensuring long service life and repeatable contact performance

To learn more, please go to: pickeringrelay.com



Supporting Products & Software

Programming

Pickering provide kernel, IVI and VISA (NI & Keysight) drivers which are compatible with all Microsoft supported versions of Windows and popular older versions. For a list of all supporting operating systems, please see: pickeringtest.com/os

The VISA driver is also compatible with Real-Time Operating Systems such as LabVIEW RT. For other RTOS support contact Pickering. These drivers may be used with a variety of programming environments and applications including:

- **Pickering Interfaces Switch Path Manager**
- **National Instruments** products (LabVIEW, LabWindows/CVI, Switch Executive, MAX, TestStand, VeriStand, etc.)
- **Microsoft Visual Studio** products (Visual Basic, Visual C++)
- **Keysight** VEE
- **Mathworks** Matlab
- **Marvin** ATEasy
- **MTQ Testsolutions** Tecap Test & Measurement Suite

Drivers for popular Linux distributions are available, other environments are also supported, please contact Pickering with specific enquiries.


We provide Soft Front Panels (SFPs) for our products for familiarity and manual control, as well as comprehensive documentation and example programs to help you develop test routines with ease.

To learn more about software drivers and development environments, please go to: pickeringtest.com/software

Signal Routing Software

Our signal routing software, Switch Path Manager, automatically selects and energises switch paths through Pickering switching systems. Signal routing is performed by simply defining test system endpoints to be connected together, greatly accelerating Test System software development.

To learn more, please go to: pickeringtest.com/spm



Diagnostic Relay Test Tools

eBIRST Switching System Test Tools are designed specifically for our PXI, PCI or LXI products, these tools simplify switching system fault-finding by quickly testing the system and graphically identifying the faulty relay.

To learn more, please go to: pickeringtest.com/ebirst



Three Year Warranty

All standard products manufactured by Pickering Interfaces are warranted against defective materials and workmanship for a period of three years from the date of delivery to the original purchaser. Extended warranty and service agreements are available for all our modules and systems with various levels to suit your requirements.

Available Product Resources

We have a large library of product resources including success stories, product and support videos, articles, as well as complete product catalogs and product reference maps to assist when looking for the switching, simulation and cable and connector solutions you need. We have also published handy reference books for the PXI and LXI standards.

